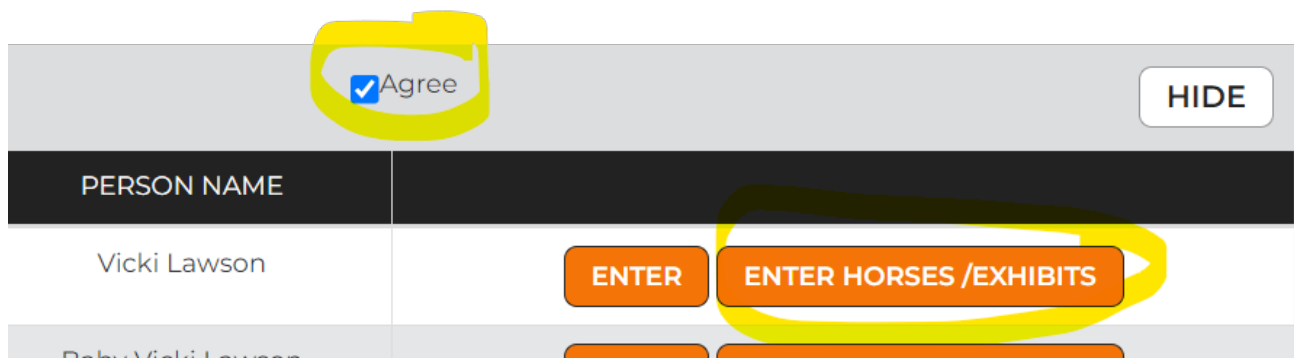


Entering an animal other than a horse

Sign in to the website - if you don't have an account you will first need to Register with the website.

Click Enter beside the show you are wanting to enter

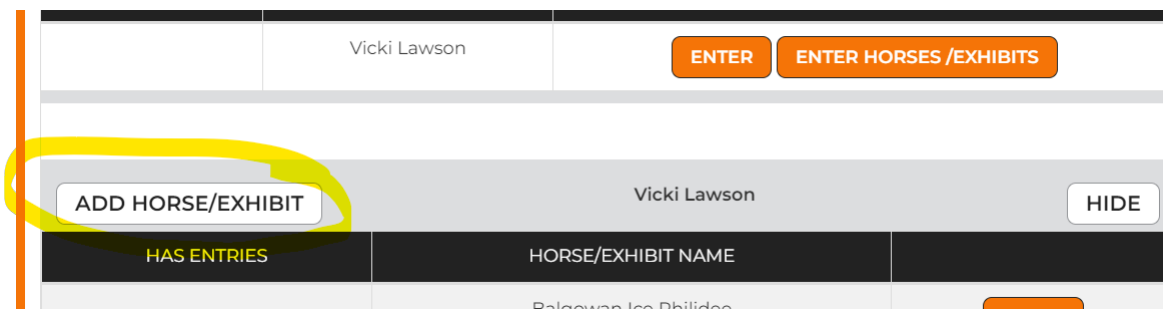
Tick the Agree box, if you don't agree you cannot proceed. Then tick Enter Horses/Exhibits



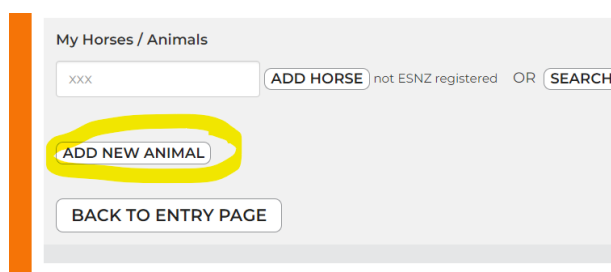
The screenshot shows a table with a header row and two data rows. The header row has a dark background with the text 'PERSON NAME' in white. The first data row has 'Vicki Lawson' in the first column and two orange buttons: 'ENTER' and 'ENTER HORSES /EXHIBITS'. The second data row has 'Baby Vicki Lawson' in the first column and two orange buttons. Above the table, there is a grey bar with a blue checkmark and the text 'Agree' circled in yellow, and a white button with the text 'HIDE'.

PERSON NAME	
Vicki Lawson	<input checked="" type="checkbox"/> Agree HIDE <input type="button" value="ENTER"/> <input type="button" value="ENTER HORSES /EXHIBITS"/>
Baby Vicki Lawson	<input type="button" value="ENTER"/> <input type="button" value="ENTER HORSES /EXHIBITS"/>

If you haven't entered the animal using EvoEvents before you will need to add the animal to your account. Click Add Horse/Exhibit



You will now get to your account screen, there may be a small delay so you need to wait for it to open. Select Add New Animal



You will now get a pop up where you can select the type of animal you are wating to enter and you fill in the details and the click next

Cattle

CANCEL NEXT

Name

Name

D.O.B

D.O.B DD/MM/YYYY

Sire

Sire

NAIT & RFID

NAIT & RFID

Milk Solids & Days in Milk/ Beef EBVs

Milk Solids & Days in Milk/ Beef EBVs

Breeder

Breeder

CANCEL NEXT

You will now be back on your account page and the animal you have added will show. You can then click, Back to Entry page

BACK TO ENTRY PAGE

NAME	ESNZ #	TYPE	ACTION	EMAIL OWNER	DOCS
Balgowan Ice Philidee	N/A	Cattle	DETAIL UNASSIGN ADVERTISE VIEW RESULTS	ADD	VIEW

Now click Enter Horses/Exhibits and then Enter beside the animal you are wanting to enter

HAS ENTRIES	PERSON NAME	
	Vicki Lawson	<input type="button" value="ENTER"/> <input type="button" value="ENTER HORSES /EXHIBITS"/>

ADD HORSE/EXHIBIT Vicki Lawson

HAS ENTRIES	HORSE/EXHIBIT NAME	
	Balgowan Ice Philidee	<input type="button" value="ENTER"/>
	Beadle Gold	<input type="button" value="ENTER"/>

Use the drop down box to select the tuyepe of classes you want to enter and tick teh box on the left, scroll to the bottom and click Save

BALGOWAN ICE PHILIDEE

discipline Beef Cattle

ENTER	CLASS#	DESCRIPTION	ENTRY FEES	HC?	DRAW SPECIAL REQUESTS
<input type="checkbox"/>	3001	Junior Handlers Beef: >13 years	10	<input type="checkbox"/>	
<input type="checkbox"/>	3002	Intermediate Handlers Beef: 13-18 years, may parade a calf	10	<input type="checkbox"/>	
<input type="checkbox"/>	3003	Senior Handlers Beef:18-25 years	10	<input type="checkbox"/>	
<input type="checkbox"/>	3005	All Breeds: Steer Calf PUREBREED, born on or after 1st of March 2024	10	<input type="checkbox"/>	
<input type="checkbox"/>	3006	All Breeds: Steer Calf CROSSBREED, born on or after 1st of March 2024	10	<input type="checkbox"/>	
<input type="checkbox"/>	3007	All Breeds: Steer Yearling CROSSBREED, born on or after 1st of June 2024	10	<input type="checkbox"/>	
<input type="checkbox"/>	3008	All Breeds: Steer Yearling PUREBREED, born on or after 1st of June 2024	10	<input type="checkbox"/>	
<input type="checkbox"/>	3009	All Breeds: Steer Yearling PUREBREED, born on or after 1st	10	<input type="checkbox"/>	

Then click Next at the bottom of the page to go to the checkout page. You can choose any appropriate fees there by ticking the box. When you have selected the fees click confirm and you will be taken to the payment page to make your payment.

FINAL CHECKOUT PAGE

new! Become a member to get discount on class entry fees

Membership (Joining Society/Club) \$40

HORSE / EXHIBIT	PERSON	CLASS #	CLASS	HC	FEE
Belgovan Ice Philidae	Vicki Lawson	3005	All Breeds Steer Calf PUREBREED, born on or after 1st of March 2024	N/A	\$10
				TOTAL	\$10.00

ENTRY FEES

COMPULSORY FEES	FEES	QTY	TOTAL
Ground Fee per Horse @	\$10	1	\$10
Show Levy @ Waikato	\$20	1	\$20
Entry Fee - Pleasure only @	\$40	N/A	\$0
OPTIONAL FEES			
	Fee	QTY	
Membership (Joining Society/Club)	\$40	<input type="text" value="0"/>	\$0
Show Levy Waikato Member Discount	\$-5	<input type="text"/>	\$0
Camping - per night per site	\$15	<input type="text"/>	\$0
Stables - three nights	\$90	<input type="text"/>	\$0
Stables - two nights	\$70	<input type="text"/>	\$0
Stables - one night	\$50	<input type="text"/>	\$0
Additional Straw Bales	\$20	<input type="text"/>	\$0
DAIRY SECTION FEES			
	-	-	-
Entry Fee - per Cow	\$80	<input type="text"/>	\$0
Entry fee - per Yearling	\$30	<input type="text"/>	\$0
		Total	\$30
PAYMENT OPTIONS: I WILL MAKE PAYMENT BY			
Internet Bank with POLI (how) Learn more about POLI Available Banks	-	<input checked="" type="radio"/>	\$0
		TOTAL DUE	\$40

Special Requests

Yarding Draw General

VOLUNTEERS AND ATTENDEES

events cannot run without the help of volunteers so please indicate if you can supply a volunteer even for just a few hours, for example a jump judge, dressage writer, show/jump pole picker etc

NAME	ROLE	PHONE	EMAIL	COMMENTS
<input type="button" value="ADD ENTERER AS VOLUNTEER"/>	<input type="text" value="v"/>	XXX XXXX XXXX	XXX	XXX
<input type="button" value="ADD ADDITIONAL PERSON"/>				

Online URL: <https://kb.evoevents.co.nz/article.php?id=236>