

Creating an account for a person over 18

22 [Vicki Lawson](#) August 6, 2017 [Creating an Evo Events account](#) 11355

Before you can make an entry you need to create an Evo Events account.

Each individual needs their own account with an email address and password.

It is not necessary to be a member of ESNZ to have an Evo Events account.

To create an account first click REGISTER top right




You will then get a form to complete, if you are not registered with ESNZ ignore the field for the ESNZ number

HOME

MY ENTRIES

RESULTS



country

All

SCHEDULE	START DATE
<div>view</div>	18/06/2016
<div>view</div>	19/06/2016
<div>view</div>	19/06/2016
<div>view</div>	19/06/2016
<div>view</div>	19/06/2016

REGISTER

Not a member yet? Sign up now.

Email

Re-enter Email

Password

First Name

Last Name



Date of Birth DD/MM/YYYY

Mobile

ESNZ Rego # xxxxxx

cancel

sign in



Show Jumping

Once you have completed the form you click SIGN IN and your registration is complete.

Online URL: <http://kb.evoevents.co.nz/article.php?id=22>